




# Making Tax Digital

## An Overview for SMBs

31 May 2017





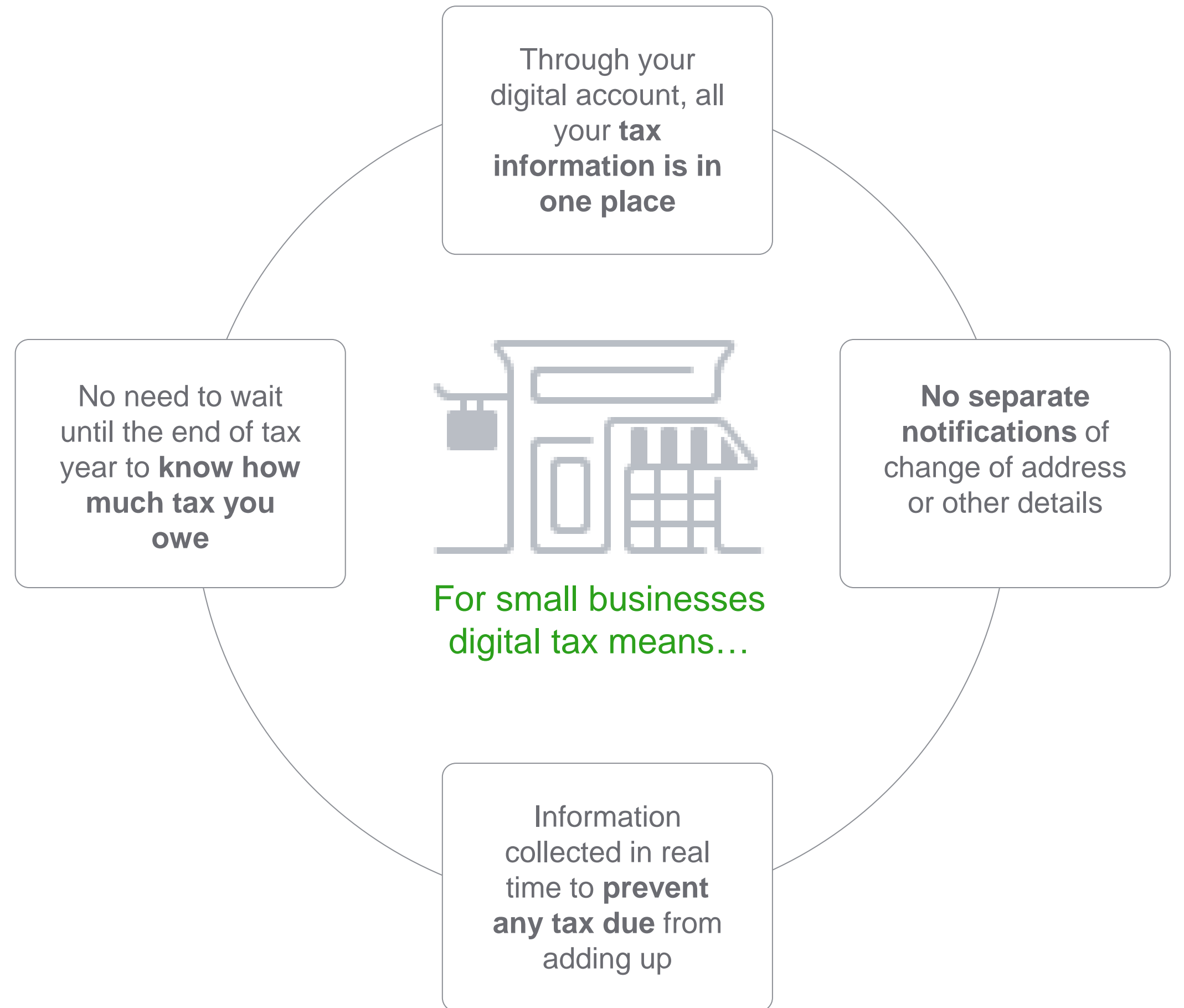
- 01 **What is Making Tax Digital (MTD)**
- 02 **Making Tax Digital Timeline**
- 03 **How will MTD affect you**
- 04 **Why move online today**
- 05 **How QuickBooks can help**

## What is Making Tax Digital

In March 2015, the Chancellor announced the government's plans for **the modernisation of the current tax system** with the launch of the HMRC's digital service.

This will bring all individual and business tax information into one place, **making it easier for you to register, file, pay and update your tax information online**, at any time.

Making Tax Digital is now on course to requiring most small businesses, self employed and landlords to **update HMRC quarterly**.



# Making Tax Digital Timeline

**The rollout of the initiative has already started.** A MTD pilot will begin April 2017, for those who would like to join early. The self-employed and unincorporated landlords with turnover above £85k (VAT threshold) will be required to on-board starting April 2018, followed by those with annual turnover above £10k from April 2019. Companies and partnerships with complex tax affairs on-board from April 2020.

● April 2017

The launch of public beta to test Making Tax Digital processes.

● April 2018

The self-employed and unincorporated landlords with turnover > £85k on-board from the start of their accounting periods after 5<sup>th</sup> of April.

● April 2019

The self-employed and unincorporated landlords with turnover £10k on-board from the start of their accounting periods after 5<sup>th</sup> of April.

Most businesses file their VAT returns using MTD compliant software.

● April 2020

Limited companies and complex partnerships on-board from the start of their accounting periods after the 5<sup>th</sup> of April.



# How will Making Tax Digital affect you



**End of annual tax return & start of regular updates online**

**Why**

You will be required to update HMRC via your digital tax account more regularly to remove the risk of missed deadlines and penalties



**Moving from annual to quarterly engagements**

**Why**

The more regular interactions with your accountant will enable more regular reporting to help you provide quarterly updates to HMRC



**Start keeping your records electronically**

**Why**

Key step to ensure you can submit your records to HMRC, reduce the likelihood of errors and lowering the chance on unwelcome compliance checks

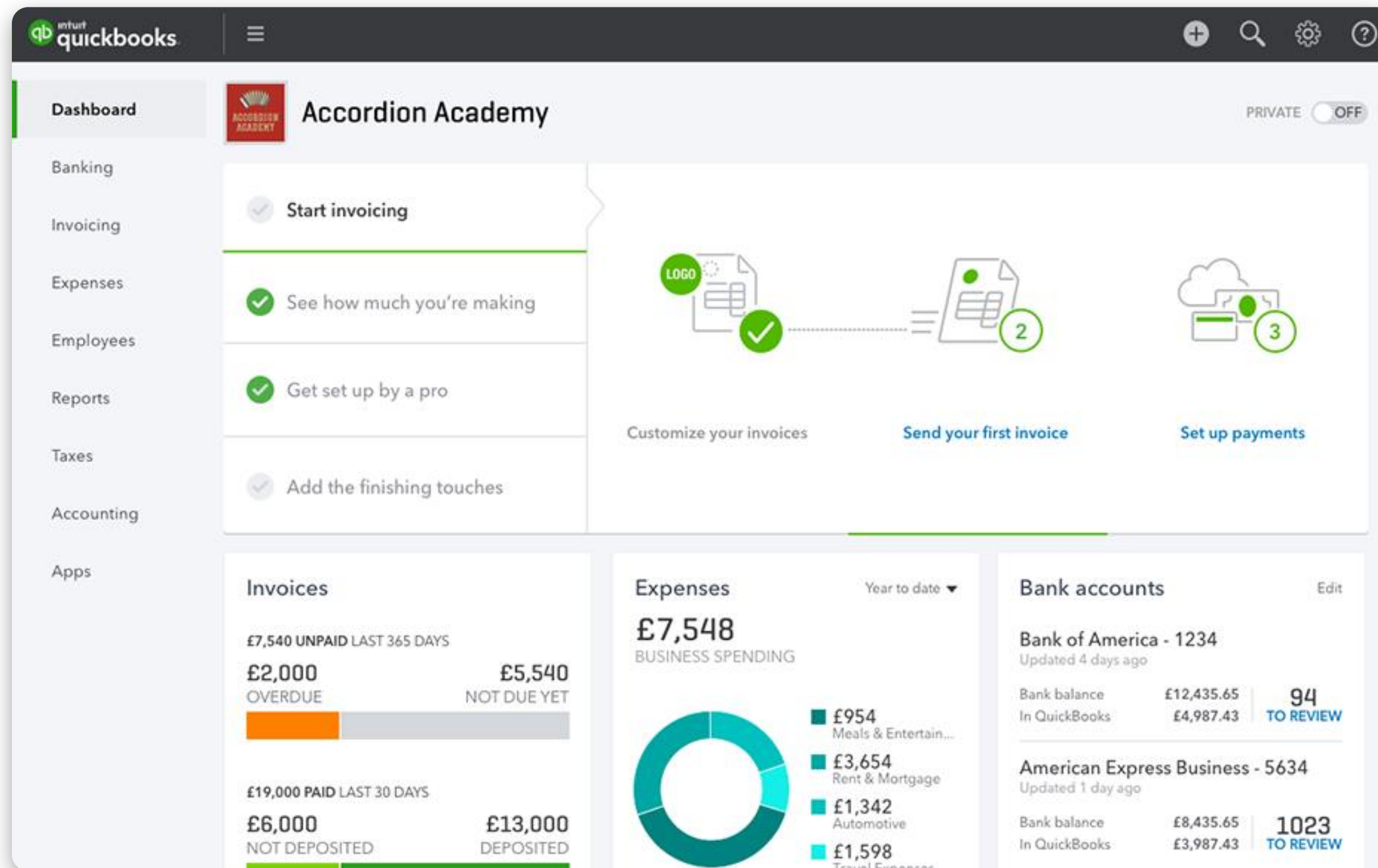
## Why move online today

With Making Tax Digital on the horizon, you'll be required to keep your business' records & provide accurate tax data by using digital tools, such as online accounting software.

Small and medium businesses have already adopted cloud technology

---

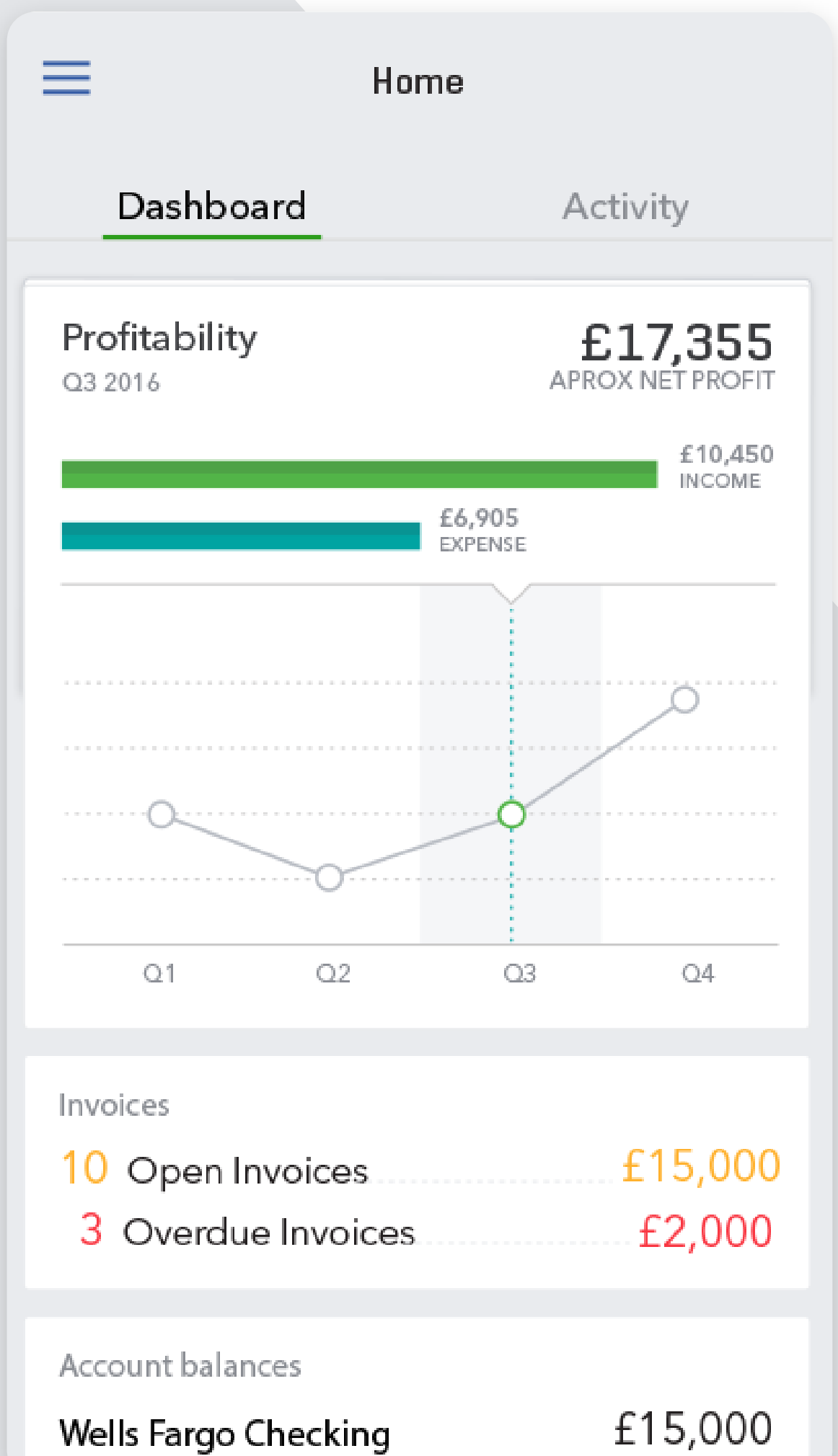
78%



## How QuickBooks can help

QuickBooks Online is the world's **no.1** online accounting software, with over **1.8 million** subscribers.

- Manage your accounting online and access your data anytime, anywhere
- Prepare quarterly tax returns for HMRC
- Fully HMRC compliant software
- World class data security
- Collaborate in real-time with your accountant with digital tax expertise



**Instant invoicing to get paid faster**  
 Create & send invoices on the go, and instantly check if you have been paid to improve your cash flow



**Snap & sort receipts**  
 Take a snap of your receipts & attach them to your expenses

## QuickBooks Online

Easy accounting software



**Automatic bank downloads**  
 Connect your bank to import transactions automatically & reduce time spent on data entry



**FREE mobile app**  
 Manage your business finances on the go, using your iPhone, iPad or Android devices



A photograph of two women in a bright, modern home office. One woman, wearing a blue blazer and glasses, is seated at a wooden desk with a computer monitor and keyboard. The other woman, in a white top and dark pants, is seated across from her, holding a tablet. They appear to be in conversation. The room features large windows with a view of a garden and a stone staircase, a bookshelf on the left, and a light-colored sofa on the right. The text 'Thank you' is overlaid in the bottom left corner.

**Thank you**